

**KGV RESEARCH
THREE HALFPENCE DIE I
NEW DISCOVERIES, PLATINGS & DESCRIPTIONS**

**By Bill Fiora
August 2017**

1. New UCV's

Brown Printings

UCV C519

LVT: Left end of 11th shading line
(counting up) to left of LVT missing.
Top Row



UCV C519 (T Row)

UCV 520

Top Right Corner: Corner retouched
with top 5 shading lines to right of right
wattle leaf thicker than normal.
No 6



UCV C520 (No 6)

Red Printings

UCV H648


Left Wattles: White flaw breaks outline of
4th wattle bloom at 7 o'clock and also breaks
shading line below. Another white flaw breaks
outline of same bloom at 2 o'clock and joins
wattle bloom above.



UCV H648

UCV H649


Left Wattles: The second shading line below
the tip of the second wattle leaf down at the
left of the left wattles is broken in the centre,
between the wattle leaf and the 4th wattle bloom.



UCV H649

UCV H650

Right Frame: There are whitish patches in the outer coloured border frame
throughout the entire length of the right frame.
Right Column




UCV H650
(R Col)

UCV H651 (3 flaws)

- (a) Top Frame: Slight uneven bump on top frame 6mm from TRC. There is a white flaw below extending through the top frame into the shading lines below. The outer coloured border frame from this point to the TRC has whitish patches.
- (b) Emu: Left end of 4th shading line (counting up) between the emu's legs missing where it joins the inside of the leg.
- (c) Right Frame: Thin frame line, close to the outer coloured border frame, from BRC and ending 11mm from TRC.



UCV H651 (T Row)



UCV H651 (T Row)

Top Row



UCV H651
(T Row)

UCV H652 (3 flaws)

- (a) Shading behind Emu/Right Frame: Slight bulge in outer coloured border frame from 13-17mm from TRC. The outside of the inner white border frame is thinned at this point. The 2nd to the 6th shading lines below the right wattle stem are wider than normal at their right ends where they join the inner white border frame.
- (b) AUSTRALIA: The final "A" of AUSTRALIA has a white flaw extending from the bottom right foot.
- (c) AUSTRALIA: The white border above AUSTRALIA is broken above "L" of AUSTRALIA.




UCV H652 (R Col)



UCV H652 (R Col)



UCV H652
(R Col)




UCV H652

UCV H653 (2 flaws)

- (a) Right Wattles: The 9th shading line (counting up from the bottom of the right wattle stem) is thinned to the right of the wattle stem to the inner white border frame.
- (b) Right Frame: A white flaw on the outside of the outer coloured border frame adjacent to shading lines 3-5 (counting down from the bottom of the right wattle stem).



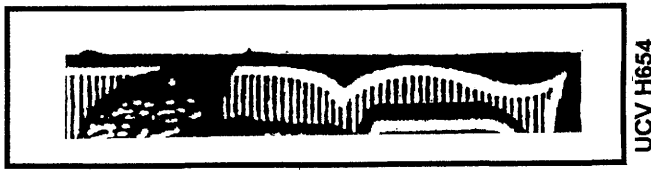
UCV H653



UCV H653

UCV H654

Right Frame: Small knobs of colour on outer border frame at 9mm and 12mm from BRC.




UCV H655

Right Frame: Stamp shows considerable wear down the entire right frame, with the frame being uneven throughout. The inner white border frame is thinned for the bottom 2/3rds, with only the top 1/3 near normal. The right ends of the shading lines behind the emu and RVT are thickened and joined to the inner white border frame. The inner white border frame is broken by a colour flaw 13mm from TRC.

Right Column

Note: Similar to, but not to be confused with, UCV H647.




2. Revised Descriptions

Red Printings

24R3 (5 flaws, 2 states)

State 1

- (a) Inner white oval: Outward projection opposite right end of 19th shading line in oval (counting up).
- (b) Emu: Right end of 6th shading line (counting up) between emu's legs missing.
- (c) Emu: Break at centre of 3rd shading line (counting up from centre of projecting point). The break is small and sometimes overinked.
- (d) Right Wattles: Left end of 9th shading line (counting down) to right of right wattle leaf missing.



24R3 (1)



24R3 (2)



24R3 (1)




24R3 (2)


State 2

(a) to (d) As before

(e) Left Wattles: White flaw breaks from outline of 3rd wattle bloom at 10 o'clock towards the left frame. This flaw appears to be progressive, with some copies showing the flaw breaking into the outer coloured border frame 2mm from TLC.



24R3 St 2 (1)



24R3 St 2 (2)